

The background of the page is a faded photograph of a rodeo arena. In the center, a man in a blue shirt and sunglasses waves his hand while riding a dark horse. To his right, another man in a white shirt and cowboy hat sits on a light-colored horse. In the foreground, a dark horse is partially visible. A large, stylized red logo for 'Rodeo Ready' is overlaid on the image. Below the logo, the text 'Spectators' Guide' is written in a bold, dark font. At the bottom of the page, the website address 'www.rodeoready.com' is printed in white on a red background.

Rodeo Ready

Spectators' Guide

Table of Contents

- Table of Contents2**
- Introduction.....3**
 - About RodeoReady 3
- Install the App4**
 - For Apple Users: 4
 - For Android Users: 4
 - App Navigation 5
- The Rodeos List.....6**
- View the Draw8**
- Live Dynamic Scoring9**
- View Results.....10**
- View Season Standings.....11**
- View an Individual Competitor’s Season Standings12**

Introduction

About RodeoReady

The RodeoReady App is built for Spectators, Competitors, and Administrator.

For the **Spectator**, rodeo watching just became interactive, more informative, and more enjoyable. The rodeo program is in the palm of your hand and updates are live as the action happens.

For the **Competitor**, their phone is their access to all your Organization's competitions, entries, draws, results and standings as well as their personal results and personal profile.

RodeoReady provides full management tools for **Rodeo Organization Administrators** to manage their season including setting up your schedule, taking entries and payments online, managing draws, entering times and scores, calculating results and payouts, and displaying competition and season standings. This is all done within the convenience of our App and all data is stored securely in the cloud so you never have to worry about losing data or device malfunctions.

Install the App

To begin, you will need to install the free RodeoReady App on your iPhone or iPad or Android device.

For Apple Users:

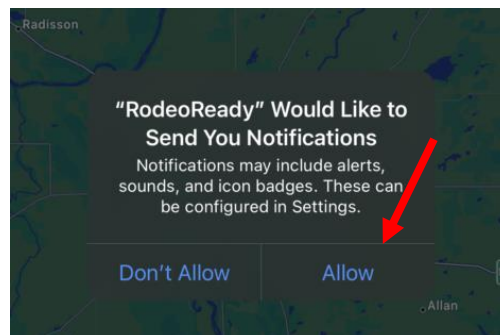
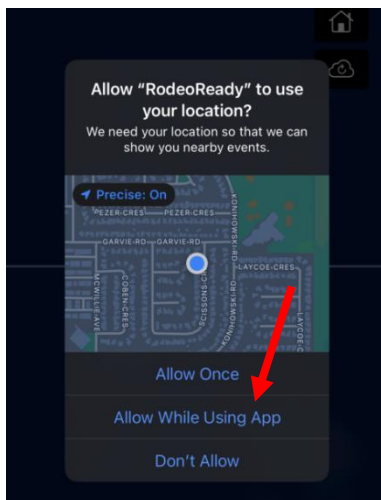
1. Tap on the App Store icon on your device.
2. Search for "RodeoReady" or use this link: [RodeoReady: Rodeo Software](#).
3. Tap app and enter your Apple ID.
4. Tap the Sign In button.

For Android Users:

1. Go to the Google Play store.
2. Search for "RodeoReady" or use this link: [RodeoReady: Rodeo Software](#).
3. Tap app and enter your Google Account.
4. Tap the **Sign In** button.

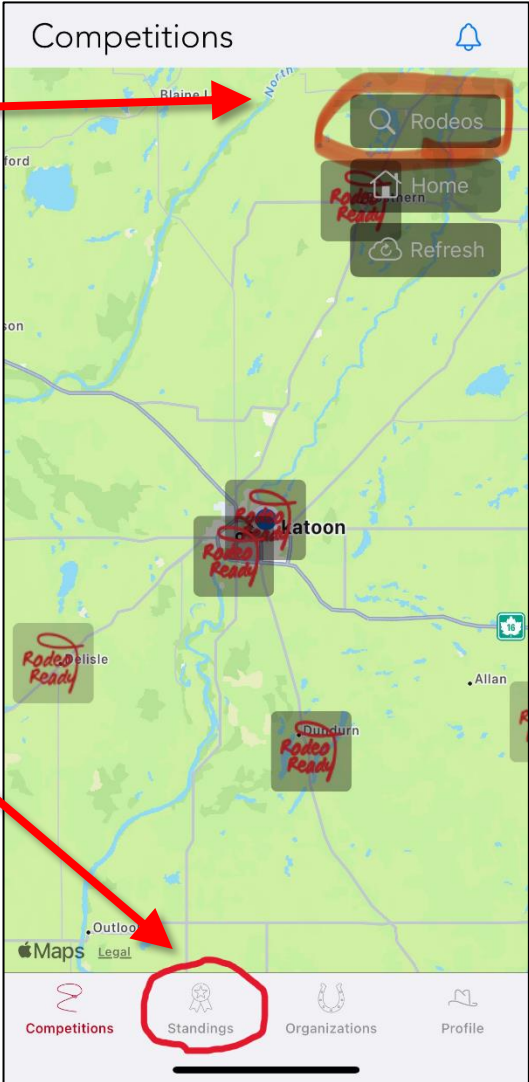


We recommend that you allow RodeoReady to use your location by tapping **Allow While Using App** and **Allow RodeoReady to send you notifications**.



App Navigation

The icons at the top right of your screen will take you to the list of rodeo competitions, the app home screen, or refresh the app data.



Along the bottom of the screen, you will see the Standings button which will take you to the Season Standings.

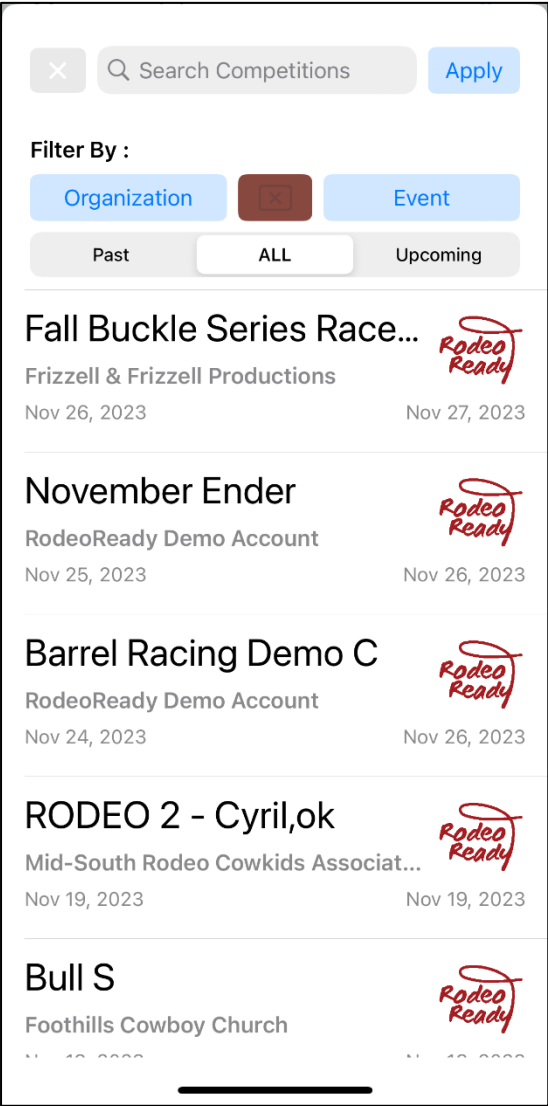
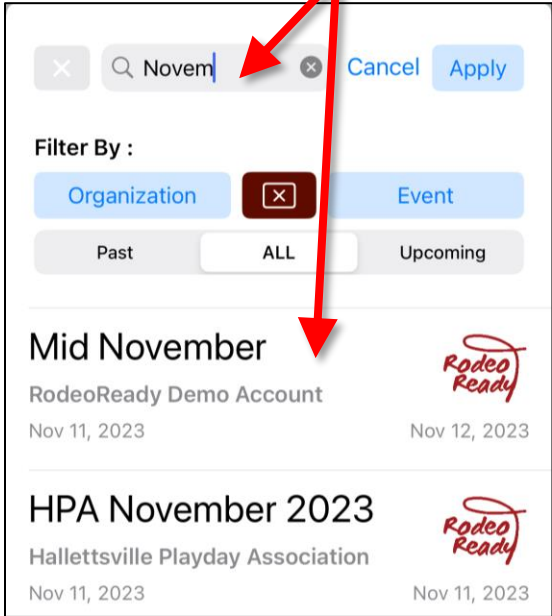
The navigation destinations are described below.

The Rodeos List

Tap on the Rodeos List icon at the top right to see a list of all Rodeo Competitions.

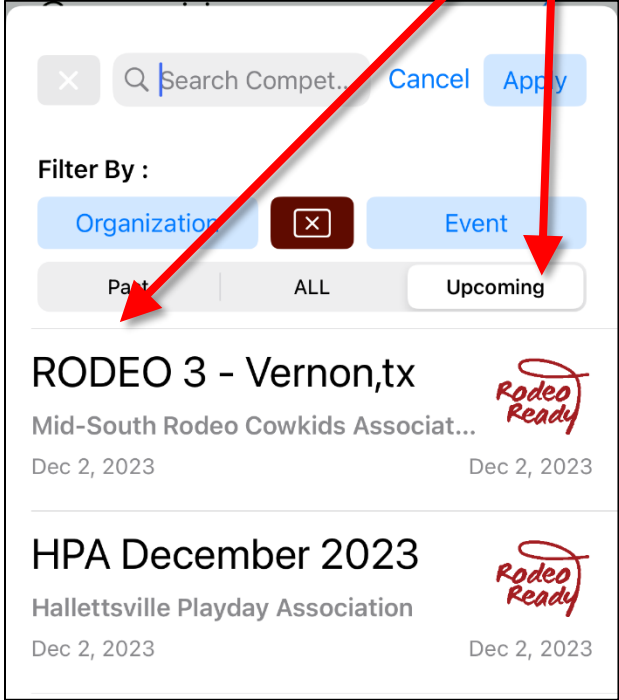
There are a number of filter options to help you find the Competition you are interested in.

Use the search field at the top and the list will dynamically adjust to show only rodeo Competitions that match what you have typed.



Tap the **Organizations** button and you can tap on an Organization name to limit the list to only those hosted by that Organization.

Tap on the **Past** button to only see Competitions that have already occurred (for example if you want to go back and see the results of a past rodeo Competition). Tap on the **Upcoming** button for future rodeo Competitions.



When you have located the Competition, tap on the Competition name to see additional details. Along with the display of the name as the first row, the second row will list the rodeo Organization and the third row will show the Competition start and end dates.

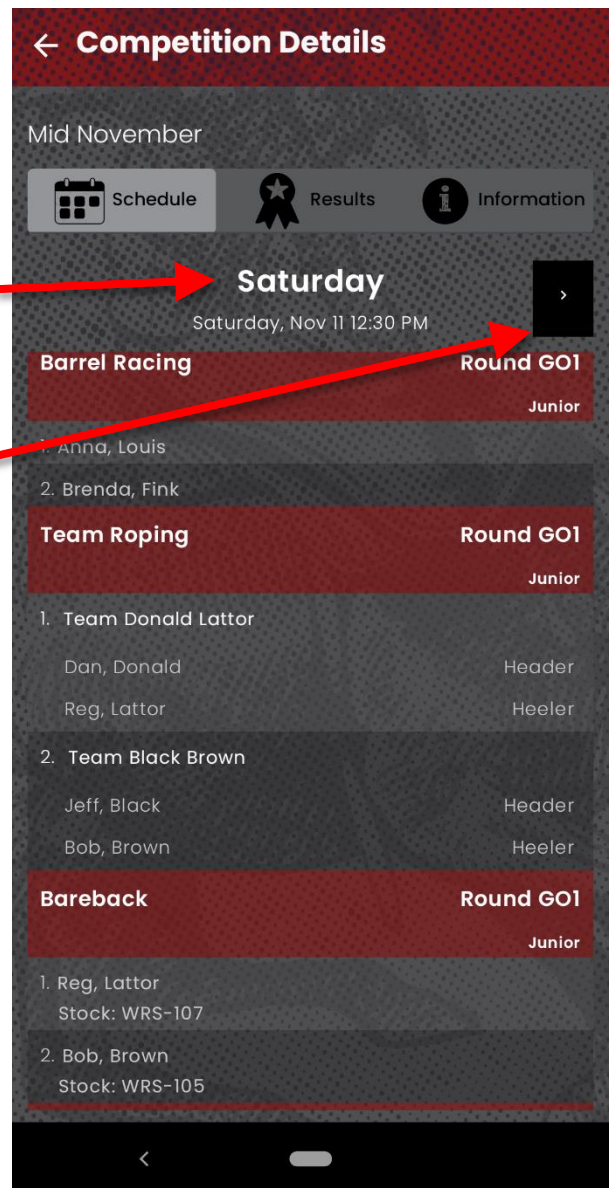
View the Draw

If the Organization has generated a draw for this Competition, it will show on the initial Schedule screen.

At the top of the screen will be the schedule name of the first performance along with the date and start time.

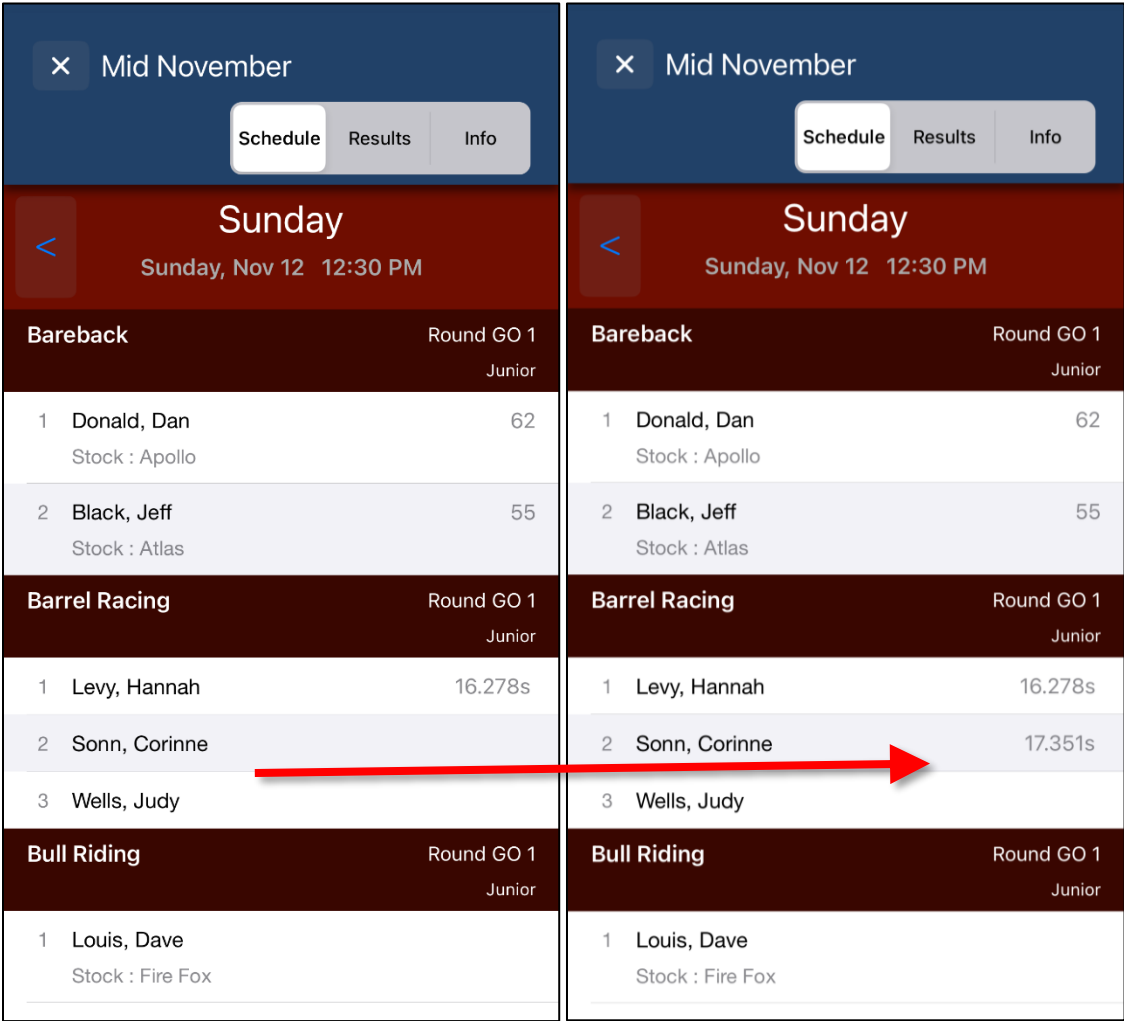
If there are additional schedules, there will be < and > navigation buttons to move forwards and backwards. You can scroll up and down on the screen to view the remainder of the draw on each screen.

Note When scores/times have been recorded they will be displayed here as well.



Live Dynamic Scoring

While in the Schedule view, at the time that the Competition is live, as the Organization Admin enters scores/times, the Schedule view will automatically scroll to the current Event/Competitor and the scores/times will update in near real-time on the App screen.



View Results

Tap the **Results** tab to view Results from the Competition then tap to select an Event.

If the Event has been completed, the scores as well as any points awarded and \$ payouts will be displayed.

If the Event is currently in progress at the Competition, as scores/times are entered by the Organization Admin they will update in the Event view.

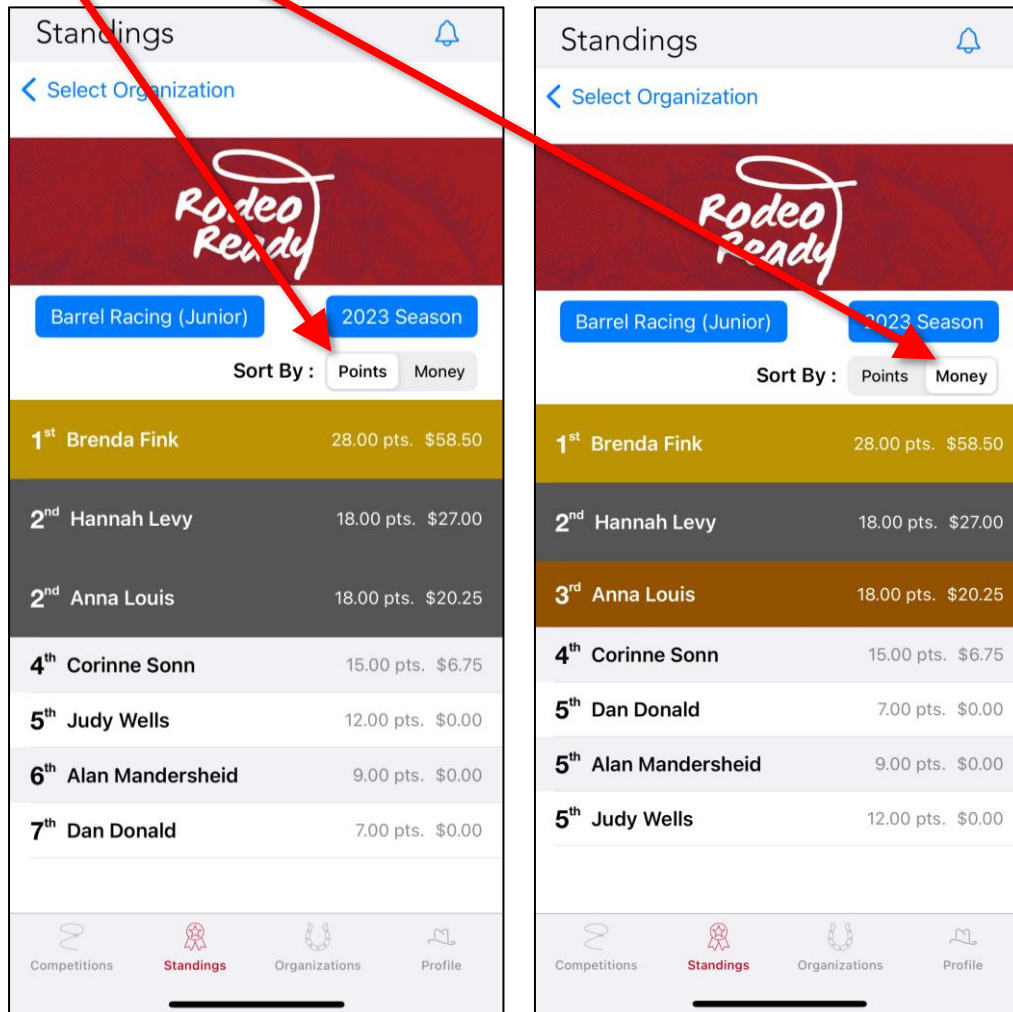
The screenshot shows a mobile application interface for 'Mid November'. At the top, there are three tabs: 'Schedule', 'Results' (which is selected), and 'Info'. Below the tabs, there is a 'Select Event' section with a dropdown menu currently showing 'Junior Barrel Racing'. Underneath, a section titled 'Final Results' displays a list of five participants with their respective rankings, names, points, payouts, and times.

Rank	Name	Points	Payout	Time
1 st	Hannah Levy	10 pts	\$27.00	16.278s
2 nd	Anna Louis	9 pts	\$20.25	16.453s
3 rd	Brenda Fink	8 pts	\$13.50	16.838s
4 th	Corinne Sonn	7 pts	\$6.75	17.351s
5 th	Judy Wells	6 pts		17.472s

View Season Standings

To view the Season Standings, from the App home screen, tap on the Standings tab at the bottom of the screen. Tap the Events button to select an Event to view. The standings list for that event will display sorted by position in the Standings.

Tap the **Points** or **Money** buttons to view standings by that measure.



View an Individual Competitor's Season Standings

To view details on any individual Competitor, tap the Competitor name to view season Competitions and any points or \$ won by this Competitor in this Event for the Season.

The screenshot shows the RodeoReady app interface for competitor Brenda Fink. At the top is the RodeoReady logo. Below it, the competitor's name 'Brenda Fink' is displayed. The summary section shows 'Points' at 28.00 and 'Money' at \$58.50 for the '2023 Season'. The event type is 'Barrel Racing'. A list of competitions follows, including RRDA Rodeo #3 (1st place, 10 pts, \$4.50), RRDA Rodeo #3 Round GO 1 (0 pts, \$0.00), RRDA Rodeo #3 Round GO 2 (0 pts, \$0.00), RRDA Junior Rodeo Final Results (10 pts, \$40.50), and RRDA Junior Rodeo Saturday Round Up GO 1 (0 pts, \$0.00). A '< Back' button is at the bottom left.

Points	28.00
Money	\$58.50
2023 Season	
Competitions	Barrel Racing
RRDA Rodeo #3	1st
Final Average Results	10 pts \$4.50
RRDA Rodeo #3	1st
Round GO 1	0 pts \$0.00
RRDA Rodeo #3	2nd
Round GO 2	0 pts \$0.00
RRDA Junior Rodeo	1st
Final Results	10 pts \$40.50
RRDA Junior Rodeo	1st
Saturday Round Up GO 1	0 pts \$0.00
...	...

< Back

© 2024 RodeoReady Ltd
All rights reserved

Revision History

Date	Description	Author
July 10th, 2024	New document.	AG

Rodeo
Ready